

Customer Name:

Application Number:

Project:

Material:

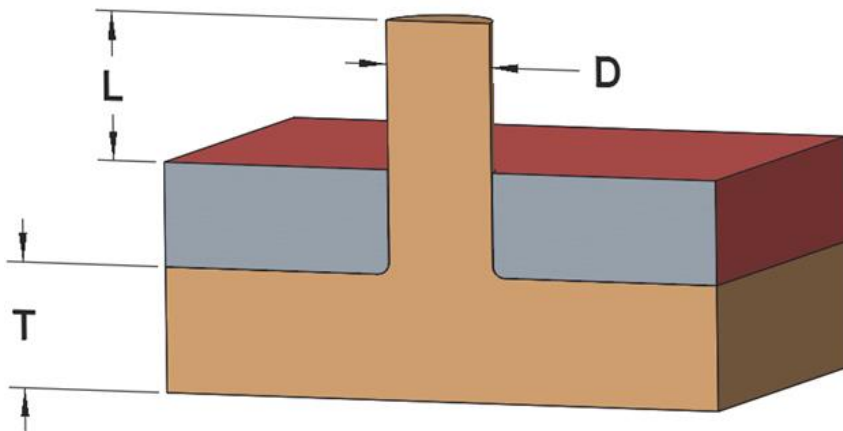
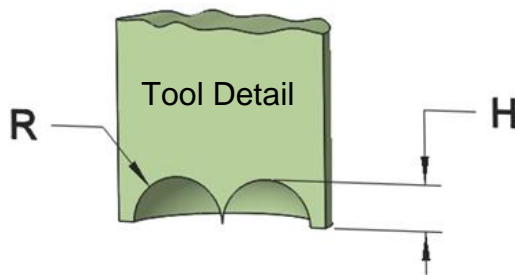
Prepared By:

Date:

Revision:

Email:

	Dimension	General Guidelines	Recommended Size
D	Post Diameter	0.063" – 0.156" (1.60mm - 3.96mm)	
L	Post Length	$0.5\pi D$	
T	Wall Thickness	Minimum 2D	
R	Dome Detail Radius	0.5D	
H	Dome Detail Height	0.5D	

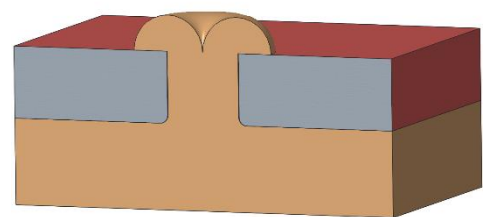


A generous radius should be placed at the base of the post to reduce stress in this area.

The rosette staking configuration is generally used when a strong formed detail is required.

The tool detail is pointed in the middle to help initiate the melt without the need for a pointed detail on the part itself.

The rosette detail generally has a very nice appearance.



Collapsed