

Customer Name: _____ Date: _____

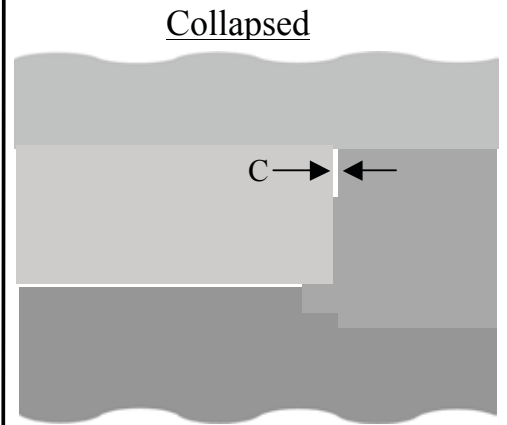
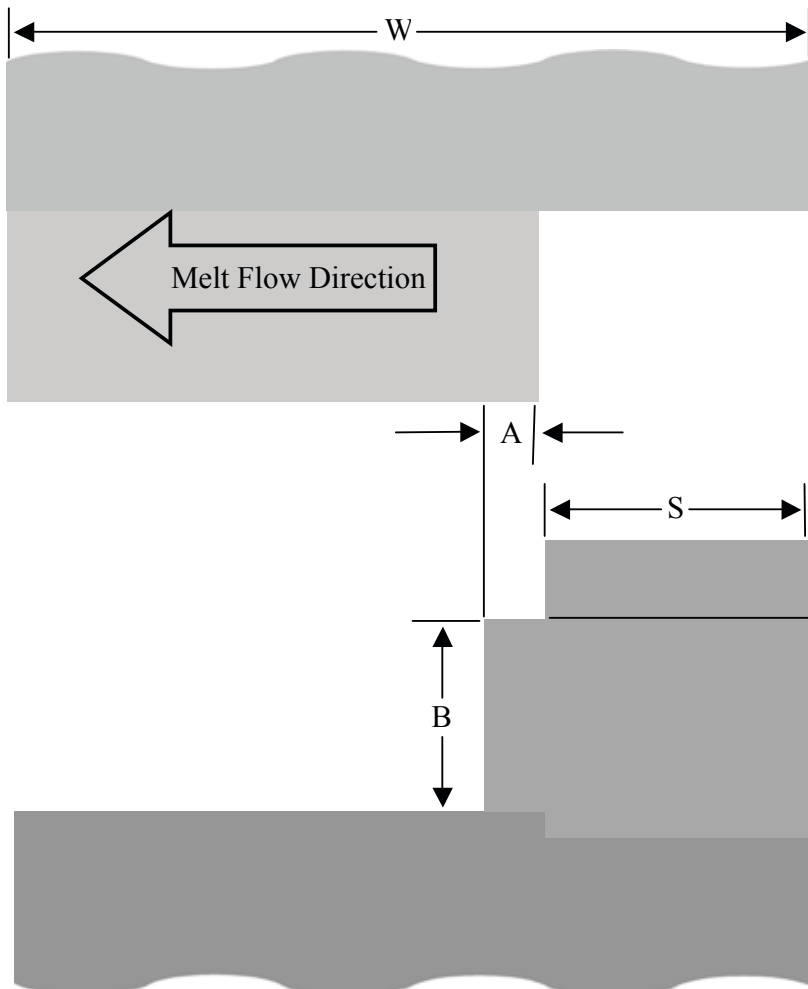
Application Number: _____ Revision: _____

Project: _____

Material: _____

Prepared By: _____ Email: _____


	Dimension	General Guidelines	Recommended Size
W	Wall Thickness	Minimum 0.100"	
B	Shear Length	1.5•S	
A	Shear Width	0.016" – 0.030"	
D	Lead-in	0.020" – 0.050"	
S	Side Wall Width	Minimum 0.040"	
C	Clearance	0.005"	



www.dukcorp.com/us • e-mail: ussales@dukcorp.com



Part Name/Description



Use this grid to sketch the specific part design showing joint dimensions and location.